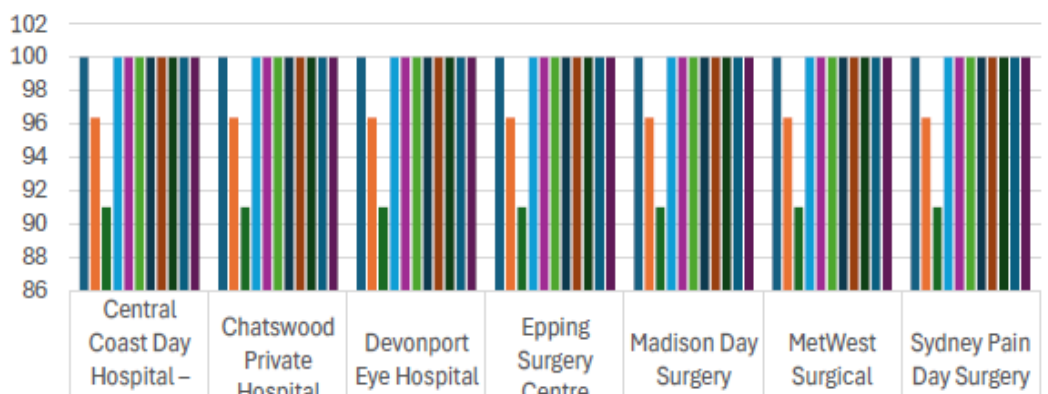


Epping Surgery Centre (ESC) is a part of PresMed Australia (PMA). ESC and PMA are members of the Australian Council on Healthcare Standards (ACHS) along with other public and private health facilities across Australia. Every six months, all PMA facilities submit clinical outcomes data to the ACHS to compare and benchmark our clinical care. This data is evaluated by staff, doctors and management to improve patient care, service delivery and quality improvement. Review of our data for the second half of 2023 demonstrates excellent results consistent with high standards of patient safety and clinical outcomes. Below are some key highlights:

### Day Patient CI 1.1

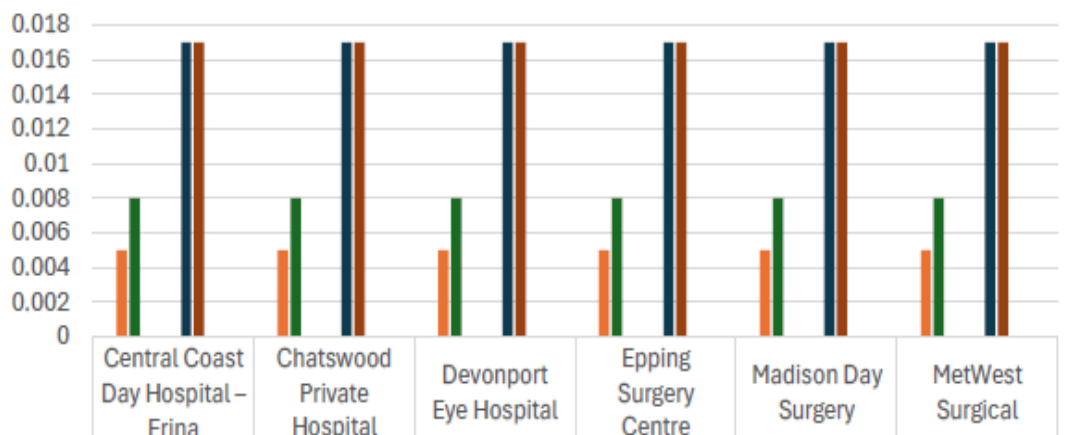
#### Booked patients assessed before admission



|  |        |        |        |        |        |        |        |
|--|--------|--------|--------|--------|--------|--------|--------|
| ■ HCO Rate 2H2023                          | 100    | 100    | 100    | 100    | 100    | 100    | 100    |
| ■ Private Peer Group Aggregate Rate 2H2023 | 96.376 | 96.376 | 96.376 | 96.376 | 96.376 | 96.376 | 96.376 |
| ■ General Aggregate Rate 2H2023            | 90.983 | 90.983 | 90.983 | 90.983 | 90.983 | 90.983 | 90.983 |
| ■ Presmed Aggregate Rate 2H2023            | 100    | 100    | 100    | 100    | 100    | 100    | 100    |

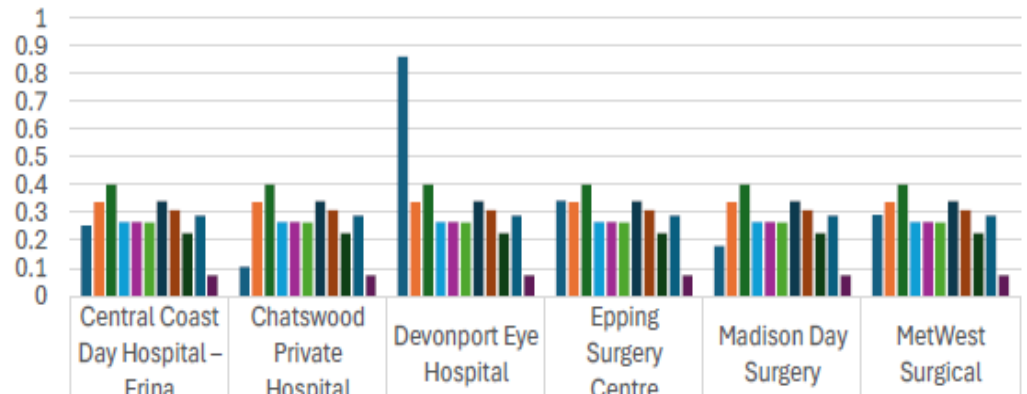
### Ophthalmology CI 1.2

#### Cataract surgery - treatment within 28 days due to endophthalmitis



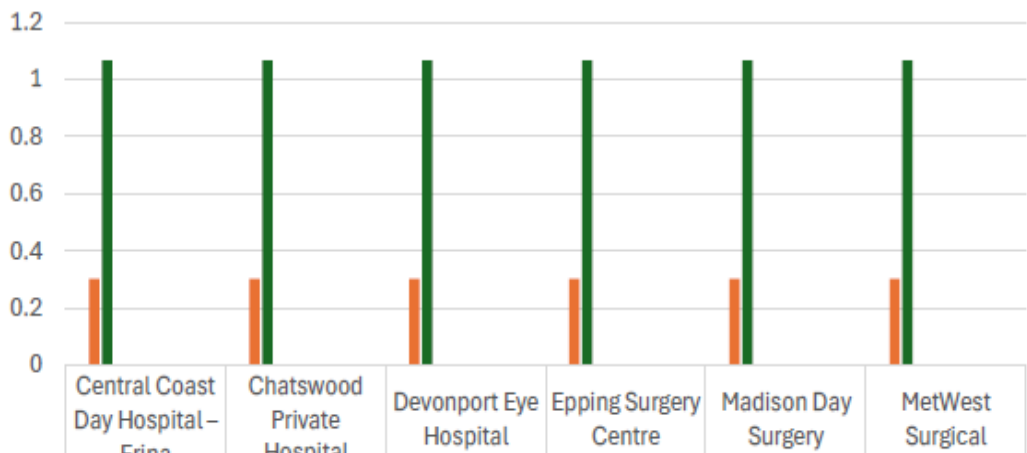
|  |       |       |       |       |       |       |
|--|-------|-------|-------|-------|-------|-------|
| ■ HCO Rate 2H2023                          | 0     | 0     | 0     | 0     | 0     | 0     |
| ■ Private Peer Group Aggregate Rate 2H2023 | 0.005 | 0.005 | 0.005 | 0.005 | 0.005 | 0.005 |
| ■ General Aggregate Rate 2H2023            | 0.008 | 0.008 | 0.008 | 0.008 | 0.008 | 0.008 |
| ■ Presmed Aggregate Rate 2H2023            | 0.000 | 0.000 | 0.000 | 0.000 | 0.000 | 0.000 |

## Ophthalmology CI 1.3 Cataract surgery - anterior vitrectomy



|  |       |       |       |       |       |       |
|--|-------|-------|-------|-------|-------|-------|
| ■ HCO Rate 2H2023                          | 0.253 | 0.105 | 0.862 | 0.342 | 0.179 | 0.292 |
| ■ Private Peer Group Aggregate Rate 2H2023 | 0.339 | 0.339 | 0.339 | 0.339 | 0.339 | 0.339 |
| ■ General Aggregate Rate 2H2023            | 0.402 | 0.402 | 0.402 | 0.402 | 0.402 | 0.402 |
| ■ Presmed Aggregate Rate 2H2023            | 0.267 | 0.267 | 0.267 | 0.267 | 0.267 | 0.267 |

## Ophthalmology CI 2.1 Intraocular glaucoma surgery - unplanned readmissions within 28 days



|  |       |       |       |       |       |       |
|--|-------|-------|-------|-------|-------|-------|
| ■ HCO Rate 2H2023                          | 0     | 0     | 0     | 0     | 0     | 0     |
| ■ Private Peer Group Aggregate Rate 2H2023 | 0.303 | 0.303 | 0.303 | 0.303 | 0.303 | 0.303 |
| ■ General Aggregate Rate 2H2023            | 1.067 | 1.067 | 1.067 | 1.067 | 1.067 | 1.067 |
| ■ Presmed Aggregate Rate 2H2023            | 0.000 | 0.000 | 0.000 | 0.000 | 0.000 | 0.000 |

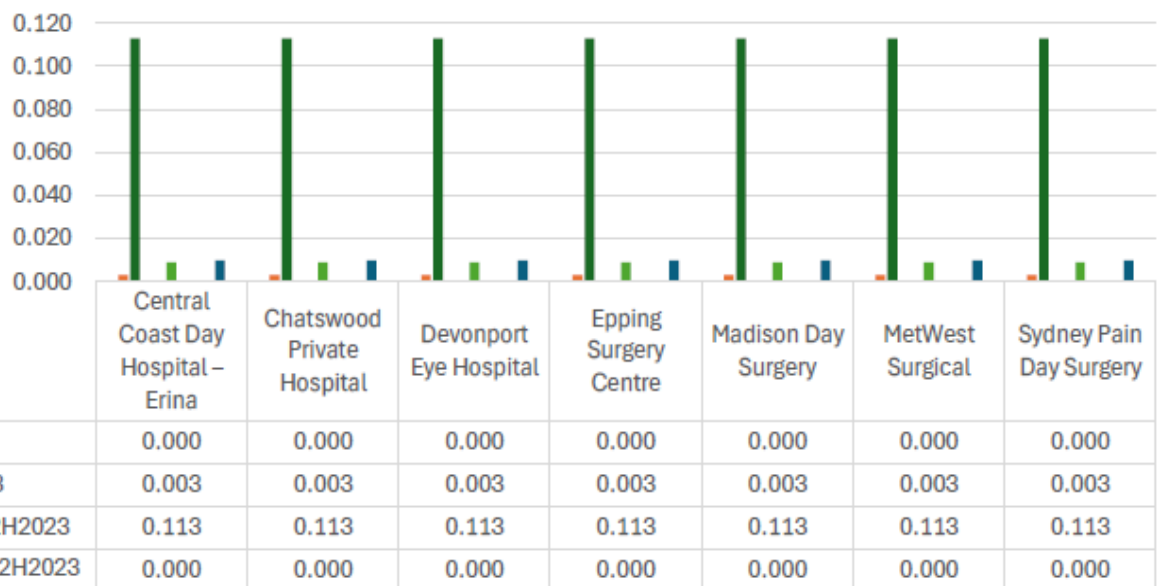
### Anaesthesia and Perioperative Care CI 3.4

#### Severe pain not responding to pain protocol in the recovery period



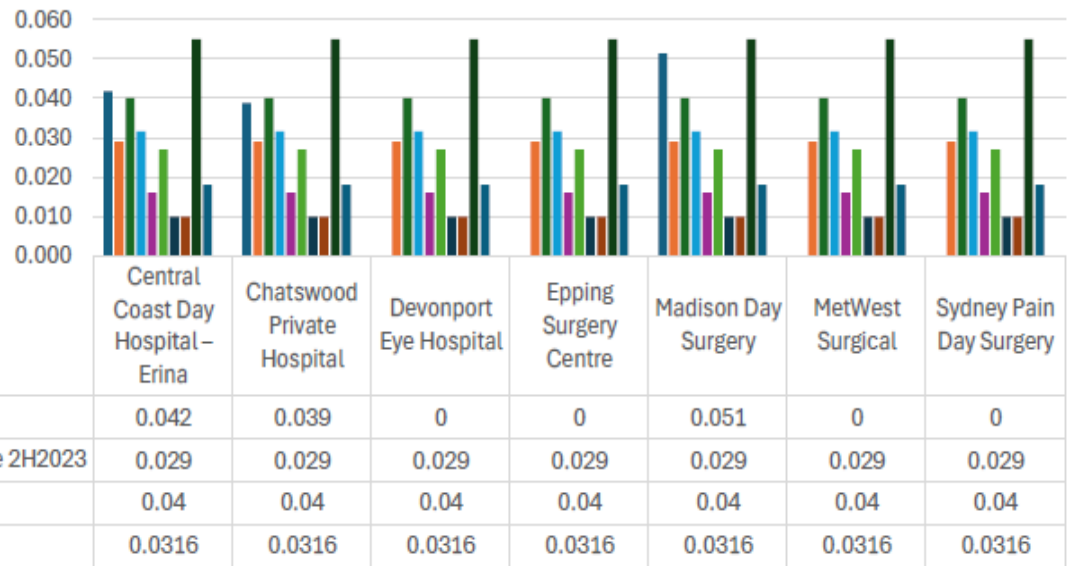
### Anaesthesia and Perioperative Care CI 4.1

#### Unplanned ICU admission within 24 hours after procedure



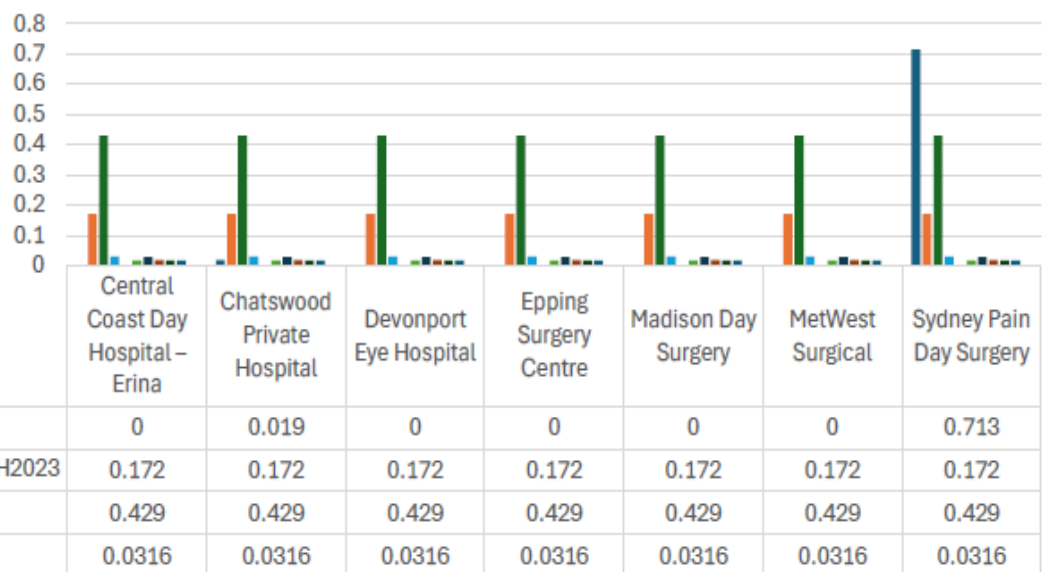
### Day Patient CI 5.1

Unplanned return to operating room on same day as initial procedure



### Day Patient CI 6.1

Unplanned transfer or overnight admission related to procedure



## Medication Safety CI 6.3 Medication errors - adverse event requiring intervention



|  | Epping Surgery Centre | Madison Day Surgery | Sydney Pain Day Surgery | Chatswood Private Hospital | MetWest Surgical | Central Coast Day Hospital - Erina | Devonport Eye Hospital |
|--|-----------------------|---------------------|-------------------------|----------------------------|------------------|------------------------------------|------------------------|
| ■ HCO Rate 2H2023                          | 0                     | 0                   | 0                       | 0                          | 0                | 0                                  | 0                      |
| ■ Private Peer Group Aggregate Rate 2H2023 | 0.005                 | 0.005               | 0.005                   | 0.005                      | 0.005            | 0.005                              | 0.005                  |
| ■ General Aggregate Rate 2H2023            | 0.005                 | 0.005               | 0.005                   | 0.005                      | 0.005            | 0.005                              | 0.005                  |
| ■ Presmed Aggregate Rate 2H2023            | 0                     | 0                   | 0                       | 0                          | 0                | 0                                  | 0                      |